

Work Programme Performance Report

This report is the seventh in a series designed to provide statistical information on the performance of the Work Programme. It has been produced by the Employment Related Services Association (ERSA), the sector body for those organisations delivering or with an interest in employment support services. More information on the employment support and ERSA can be found at www.ersa.org.uk. All enquiries should be directed to policy@ersa.org.uk / 020 3757 9415.

Executive Summary

- **595,000 individual jobseekers have now entered employment via the Work Programme from its inception in June 2011 to end June 2014.** This compares to 551,000 people at end March 2014. This means that, over the last three months, 44,000 long term unemployed jobseekers gained some employment through the Work Programme. Figures showing the numbers of jobseekers referred to the programme to end June 2014 are classed as official data and will be released by the government on 18 September 2014.
- **Over 151,000 young people have now found at least one job on the Work Programme, up from 143,000 three months before.** This means that the Work Programme helped 8,000 young long term unemployed jobseekers gain some work between end March 2014 and end June 2014. The majority of these will turn into sustainable jobs, while others will have gained crucial work experience which will help them with job search in future.
- **Overall, 28,058 jobseekers on Employment and Support Allowance (ESA) have now gained work** through the programme. Many of these jobseekers have complex barriers to work and will never have received intensive support before.
- It should be noted that the DWP official figures released on 18 September are expected to divide performance data for jobseekers on ESA by their prognosis groups. Performance for jobseekers with a three to six month prognosis (ie, their Work Capability Assessment says they are three to six months away from being ready to look for work) is expected to be significantly higher than those with a 12+ month prognosis (ie, their Work Capability Assessment says they are at least a year away from being able to look for work). This is a direct reflection of the jobseekers' health conditions in this latter group.

Introduction

This report contains the most up to date statistics on Work Programme performance in the public domain. Its release has been timed to augment the release by Government of official Work Programme on 18 September 2014 and the release of the Government's monthly labour market statistics. These official figures will show the number of individuals on the programme who have achieved sustained employment, which in most cases is work of at least six months in duration.

Although this is the key official measure of success for the programme, there is a time lag between an individual entering employment and then being registered in official statistics. This means that official statistics only show a partial picture of performance to date. To supplement this picture, ERSA collects figures on the number of individual jobseekers who have gained employment while on the Work Programme, known as 'Job Starts'.

It should be noted that the figures contained within the report are not intended as a proxy for government statistics, but rather as useful contextual information that provides a more up to date picture of how the programme is performing.

Background to this report

The figures contained in this report are for the number of people who have entered work (referred to as Job Starts) up to the end of June 2014. It has been collected from all 18 prime contractors of the Work Programme and although it does not constitute official data it is deemed to be robust.

Figures on the number of referrals to the Work Programme, from which percentages starting work can be derived, will be released by government as part of the official release of data on 18 September 2014.

Further information about the Work Programme, including how it operates and the financial model, is available in a Policy Briefing via [ERSA's website](#) or from ERSA direct (policy@ersa.org.uk).

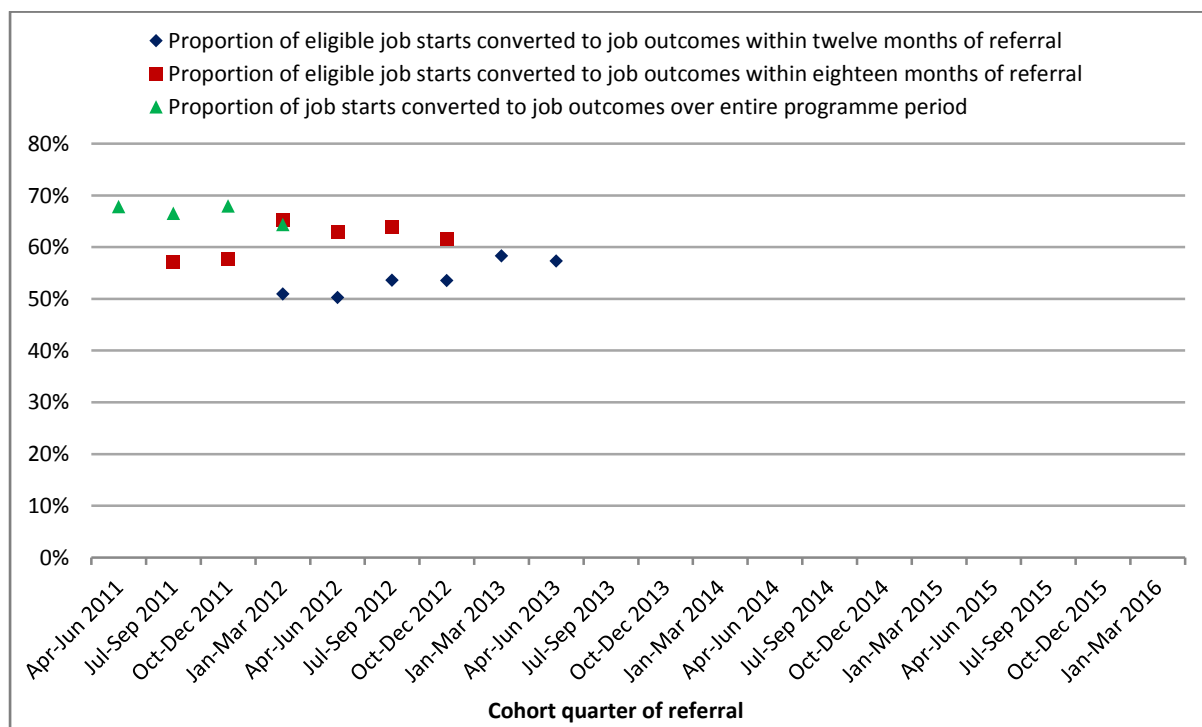
Work Programme performance to date

595,026 individuals have entered employment via the Work Programme so far with most expected to stay in employment...

595,026 individuals referred to the Work Programme had entered work by the end of June 2014. This is an increase of 44,000 from the end of March 2014 and a similar rate of increase to that achieved over the previous quarter.

This figure does not take into account how long those individuals have stayed in work. Based on data about the number of Job Starts that have turned into Job Outcomes so far, ERSA predicts that around two thirds of those who have achieved at least one initial Job Start will go on to achieve a sustainable Job Outcome during their time on the programme.

Graph one below shows that of those who have been on the programme for at least 12 months, 57 per cent of the eligible Job Starts were converted into Job Outcomes. For those who have been on the programme for at least 18 months, then the proportion going into sustainable jobs is 62 per cent.

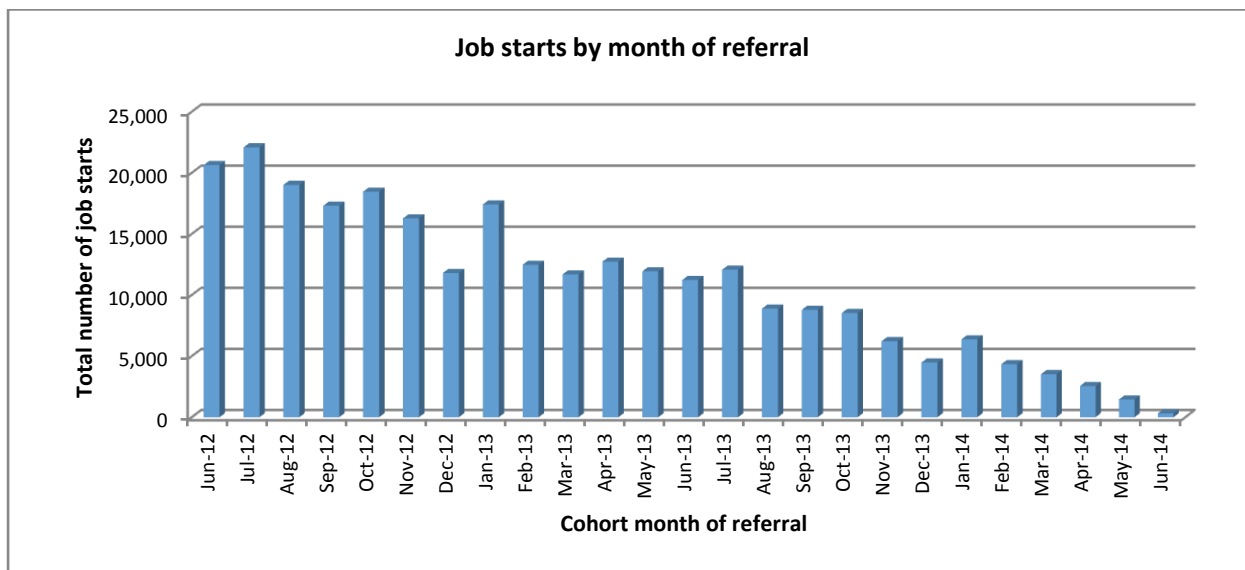


Graph one

The longer a jobseeker is on the scheme the more likely they are to find work...

Graph two below shows that the length of time on the Work Programme remains a significant factor in how successful an individual is in getting into work. Put simply, the longer jobseekers are on the programme the more likely they are to find a job. For those referred to the programme in July 2012 and thus, for the purpose of this release, are nearing completing the programme, 22,089 have found work compared to 12,071 referred to the programme in July 2013. A full breakdown of how jobseekers have fared in gaining employment based on the month in which they were referred to the programme can be found in Annex one to this report.

Graph two



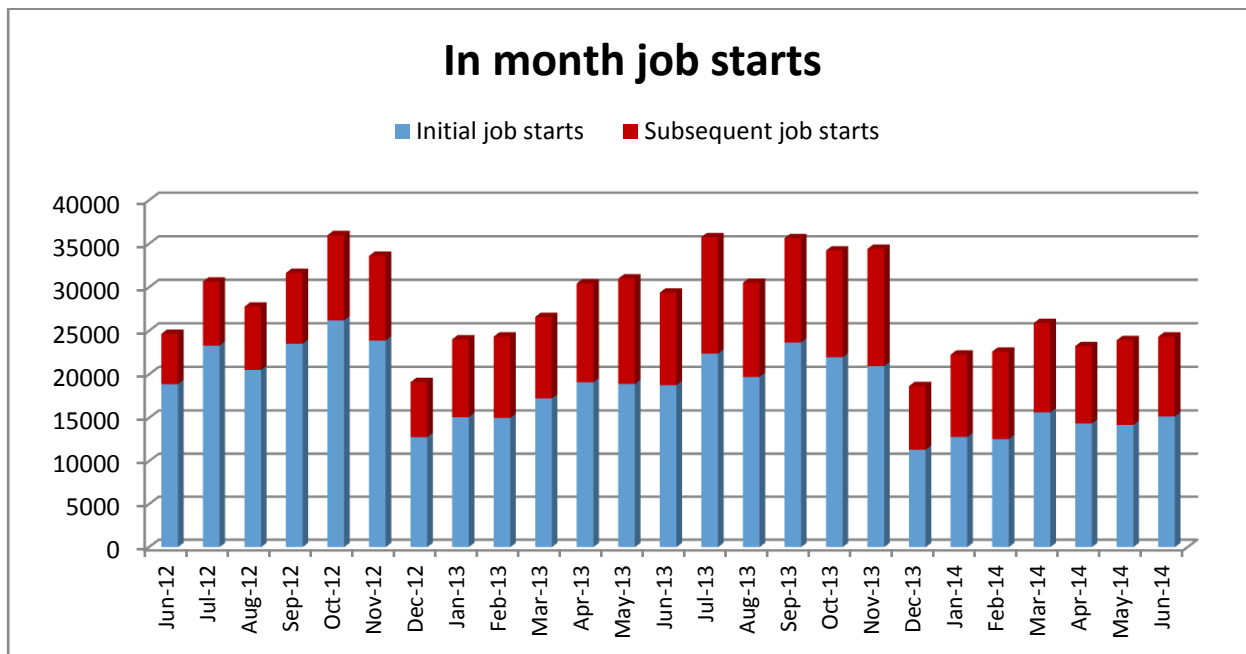
Performance over time

Performance is steady, with the number of Subsequent Job Starts continuing to grow...

Programme performance is holding steady and is well above where it was at the scheme’s inception. Graph three below shows the number of individuals who have entered a job in each month since the programme began. The performance drop at the end of both 2012 and 2013 is likely to be a consequence of a fall in demand for labour over the Christmas and New Year period and is in line with normal recruitment patterns. ERSA expects performance to continue at a good rate into 2014.

The graph also shows initial Job Starts and subsequent Job Starts. Initial Job Starts refer to a participant’s first job while on the Work Programme. Subsequent Job Starts refer to participants who have required more than one job to get into a sustained job. As reported in previous releases, the graph continues to show that the number of Subsequent Job Starts has grown during the programme, with 13,473 jobseekers having a Subsequent Job Start in November 2013 compared to 9,727 in November 2012. The growth in subsequent Job Starts is a direct result of the number of short term jobs in the labour market. For some jobseekers it may take several jobs before they secure permanent employment.

Graph three



Performance by Payment Group

Over 151,000 young people have found a job on the Work Programme, with over half of those who have been on the scheme for two years having found work...

The Work Programme is proving successful in tackling youth unemployment. A total of 151,967 young people on Jobseekers Allowance have so far been assisted into employment making it the best performing Payment Group on the Work Programme to date. Sustainment levels for younger jobseekers tend to be slightly lower than for older jobseekers, but the majority of these will turn into sustainable jobs. Full information on total job entries by month of referral for JSA 18-24 year olds can be found in Annex three.

The Work Programme is having a positive impact on older jobseekers too...

Of the JSA 25+ Payment Group, a total of 286,048 people had been found work. There is clear evidence with this group that the longer a jobseeker is on the scheme the more likely they are to find work. Full information on total job entries by month of referral for JSA 25+ can be found in Annex four.

Performance for jobseekers on Employment and Support Allowance is increasing steadily. However, ERSA expects performance for those with greater health barriers to be lower.

Performance for jobseekers on Employment and Support Allowance (ESA) has increased to 28,058 job starts. Although this remains lower than for those on Jobseekers Allowance, this figure continues to rise. ERSA data also shows that sustainment rates for those on ESA are good.

It should be remembered that many of the jobseekers in this group will have never received intensive employment support before and are a considerable distance from the labour market. Performance in this group is rising, but it is going to take far longer to help these jobseekers back into employment.

It should also be noted that at the programme's outset only those jobseekers whose Work Capability Assessment had indicated that they could be work ready within three to six months of referral to the Work Programme were put on the scheme. In November 2012, jobseekers whose WCA findings had judged they

could be ready for work in 12+ months were also added to the programme. These two groups are referred to, for ease of reference, as those with a 3-6 month and 12+ month prognosis.

The government for the first time released performance data for jobseekers on ESA by prognosis group in its June statistics release. This showed that performance for those with a shorter prognosis was higher than for those with a longer prognosis. This is unsurprising given that those with a 12+ month prognosis are, by definition, at least a year away from being work ready. ERSA expects this picture to be continued in the September release of performance figures.

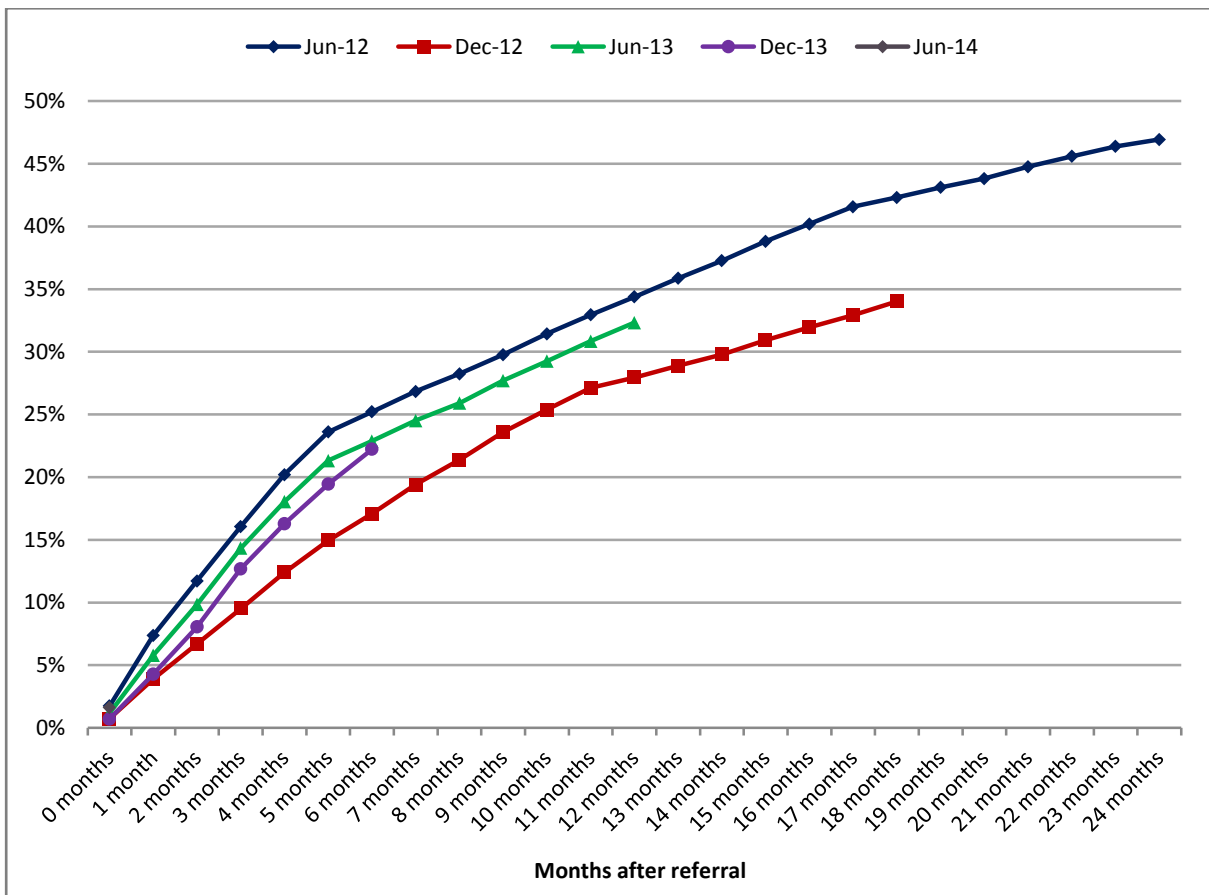
ERSA's belief is that the more serious health needs of jobseekers with a 12+ month prognosis indicates that far greater resources must be made available to support these jobseekers into work. This is likely to mean increased use of health related budgets to help stabilise and overcome conditions, thus augmenting Work Programme providers' wider employment and skills support.

Annexes

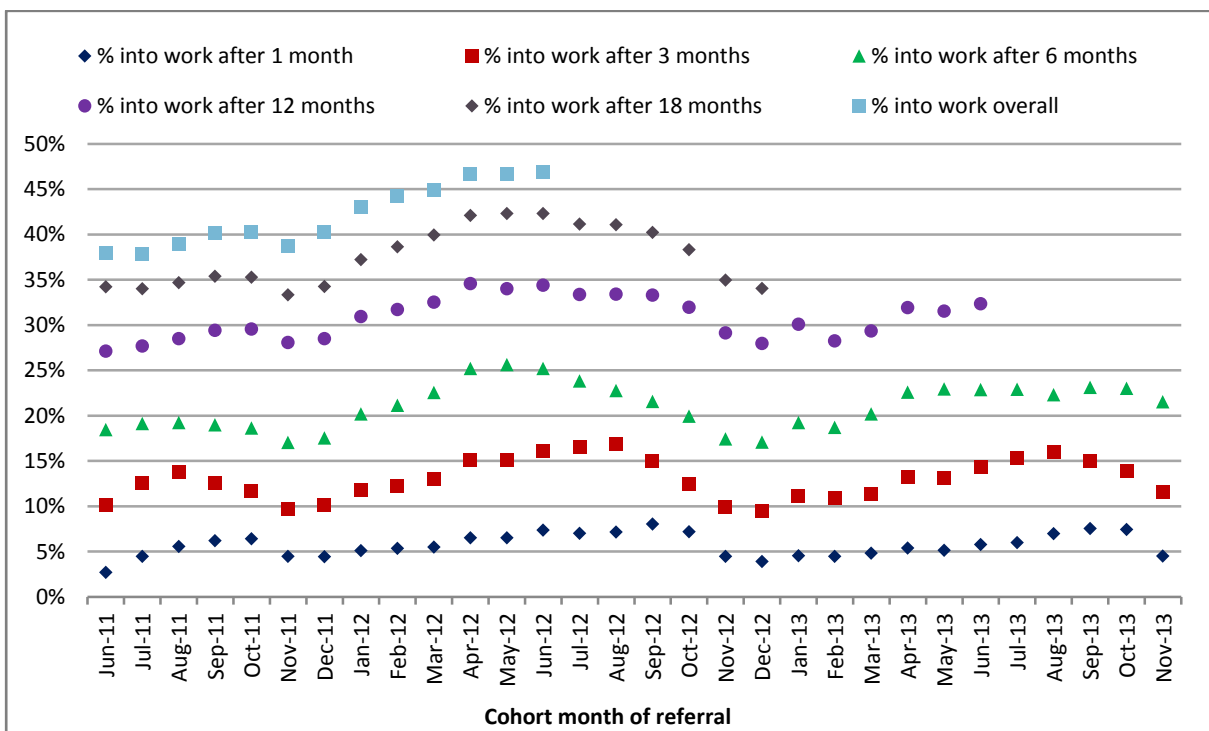
Annex one – Total job entries by month of referral

Cohort month of referral	Total number of Job Starts achieved to date
Jun 2011	27,990
Jul 2011	37,924
Aug 2011	28,775
Sep 2011	25,456
Oct 2011	23,474
Nov 2011	26,719
Dec 2011	23,508
Jan 2012	28,602
Feb 2012	28,779
Mar 2012	27,565
Apr 2012	21,801
May 2012	23,755
Jun 2012	20,642
Jul 2012	22,089
Aug 2012	19,017
Sep 2012	17,310
Oct 2012	18,463
Nov 2012	16,278
Dec 2012	11,811
Jan 2013	17,413
Feb 2013	12,479
Mar 2013	11,688
Apr 2013	12,736
May 2013	11,941
Jun 2013	11,227
Jul 2013	12,071
Aug 2013	8,885
Sep 2013	8,796
Oct 2013	8,530
Nov 2013	6,222
Dec 2013	4,475
Jan 2014	6,370
Feb 2014	4,336
Mar 2014	3,527
Apr 2014	2,555
May 2014	1,448
June 2014	315
Total	595,026

Annex two – Progression of cohorts over time



Graph four



Graph five

Annex three - Total job entries by month of referral for JSA 18-24 year olds

Cohort month of referral	Total number of Job Starts achieved to date
Jun 2011	5,444
Jul 2011	8,458
Aug 2011	7,591
Sep 2011	7,086
Oct 2011	7,428
Nov 2011	7,803
Dec 2011	6,195
Jan 2012	7,826
Feb 2012	6,378
Mar 2012	6,796
Apr 2012	6,878
May 2012	7,639
Jun 2012	7,112
Jul 2012	6,708
Aug 2012	5,408
Sep 2012	4,187
Oct 2012	4,645
Nov 2012	3,760
Dec 2012	2,274
Jan 2013	3,047
Feb 2013	2,190
Mar 2013	2,421
Apr 2013	3,340
May 2013	3,046
Jun 2013	3,466
Jul 2013	3,294
Aug 2013	2,181
Sep 2013	1,783
Oct 2013	1,841
Nov 2013	1,265
Dec 2013	837
Jan 2014	1,162
Feb 2014	705
Mar 2014	677
Apr 2014	607
May 2014	380
June 2014	94
Total	151,967

Annex four - Total job entries by month of referral for JSA 25 and over

Cohort month of referral	Total number of Job Starts achieved to date
Jun 2011	15,936
Jul 2011	18,749
Aug 2011	14,078
Sep 2011	12,284
Oct 2011	10,828
Nov 2011	12,416
Dec 2011	10,539
Jan 2012	14,324
Feb 2012	11,307
Mar 2012	11,140
Apr 2012	8,627
May 2012	9,745
Jun 2012	8,482
Jul 2012	10,168
Aug 2012	9,203
Sep 2012	9,307
Oct 2012	9,583
Nov 2012	8,404
Dec 2012	5,796
Jan 2013	8,914
Feb 2013	6,404
Mar 2013	5,839
Apr 2013	5,964
May 2013	5,767
Jun 2013	5,059
Jul 2013	6,024
Aug 2013	4,795
Sep 2013	5,192
Oct 2013	4,989
Nov 2013	3,636
Dec 2013	2,407
Jan 2014	3,459
Feb 2014	2,521
Mar 2014	1,918
Apr 2014	1,328
May 2014	723
June 2014	159
Total	286,048

Annex five - Total job entries by month of referral for participants on Employment and Support Allowance

Cohort month of referral	Total number of Job Starts achieved to date
Jun 2011	385
Jul 2011	700
Aug 2011	672
Sep 2011	689
Oct 2011	899
Nov 2011	1,798
Dec 2011	893
Jan 2012	978
Feb 2012	774
Mar 2012	834
Apr 2012	629
May 2012	757
Jun 2012	736
Jul 2012	812
Aug 2012	697
Sep 2012	816
Oct 2012	1,277
Nov 2012	1,514
Dec 2012	1,306
Jan 2013	1,641
Feb 2013	1,275
Mar 2013	1,133
Apr 2013	1,037
May 2013	1,008
Jun 2013	899
Jul 2013	894
Aug 2013	585
Sep 2013	540
Oct 2013	474
Nov 2013	362
Dec 2013	258
Jan 2014	288
Feb 2014	197
Mar 2014	144
Apr 2014	94
May 2014	52
June 2014	10
Total	28,058