

Member Bulletin

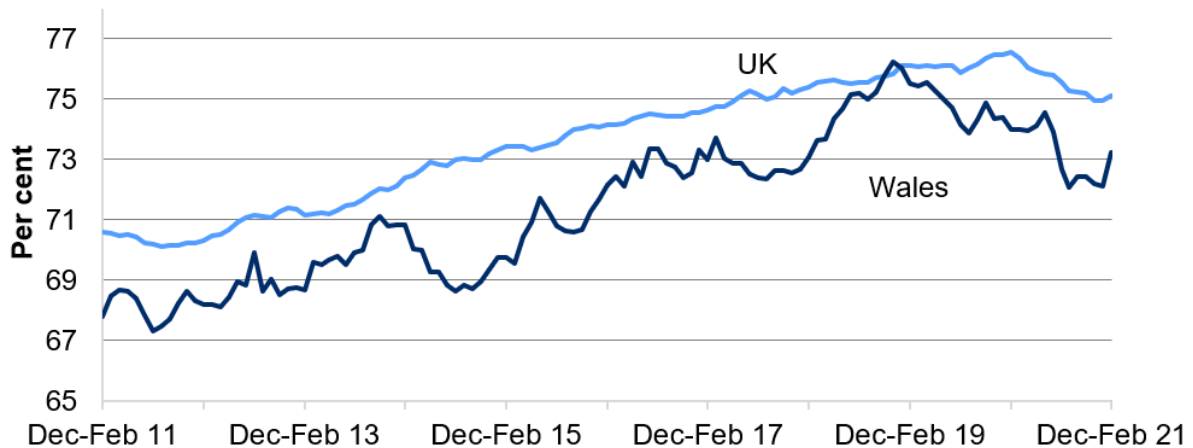
Labour Market, Policy and Research



Labour market overview for Wales (April 2021 release)

In the latest labour market data available for Wales, the employment rate in Wales was 73.2 per cent. This is 0.8 percentage points up on the quarter, but 0.8 percentage points down on the year. September to November 2020 showed the largest annual decrease since June to August 2009, and the second largest annual decrease since comparable records began in 1992.

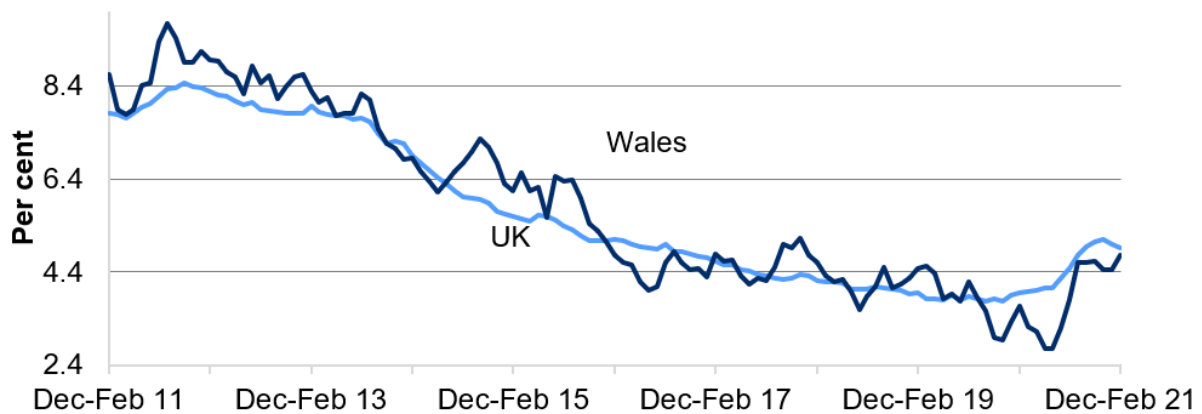
Employment rate



Source: Welsh Government analysis of Labour Force Survey

The unemployment rate for Wales was 4.8 per cent, the highest rate since October to December 2017. This is 0.1 percentage points up on the quarter, and 1.1 percentage points up on the year. However, it is also below the wider UK unemployment rate, of 4.9 per cent:

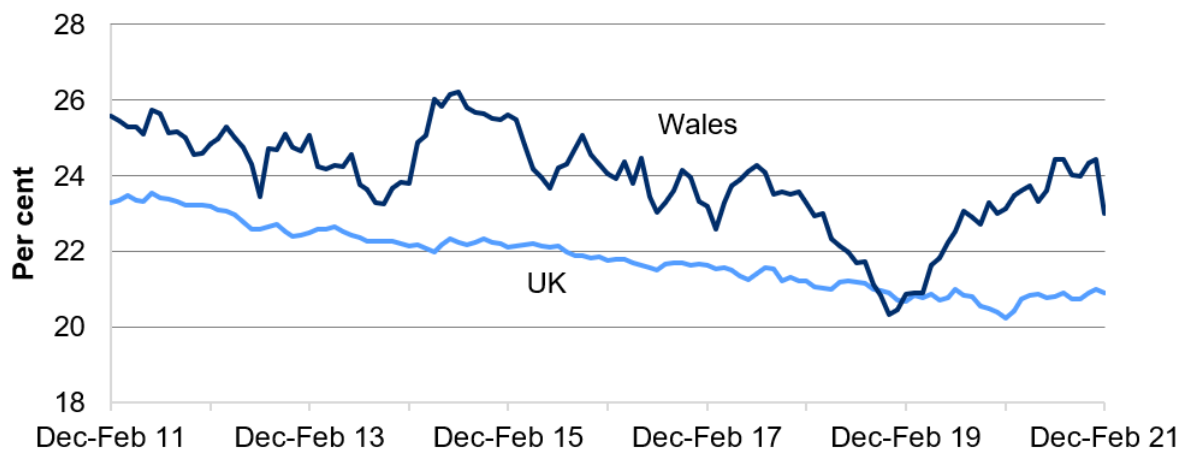
Unemployment rate



Source: Welsh Government analysis of Labour Force Survey

The economic inactivity rate in Wales was 23.0 per cent. This is 1.0 percentage points down on the quarter and 0.1 percentage points down on the year. This is the first annual decrease since April to June 2019. In contrast, the UK economic inactivity rate was 20.9 per cent, the largest annual increase since February to April 2010.

Economic inactivity rate



Source: Welsh Government analysis of Labour Force Survey

You can find this data and more in full [here](#), but it is worth highlighting that the next labour market data release is scheduled for Tuesday 18 May, so keep an eye out for that over the coming week for the very latest figures on the labour market in Wales (or bookmark [this page](#) for easy access on the day).

Contact the team

policy@ersa.org.uk